



Scan the QR code to download  
this brochure.

Skills Leap Australia is a leading organisation in providing eLearning and digital transformation solutions for now and the future! We use exponential thinking and disruptive technologies to tackle your challenges and build fit-for-purpose solutions.

Over the next few years, we will encounter some of the greatest transitions that any generation has ever had to face. Disruption in EdTech is already affecting our lives. Are you ready to accelerate?

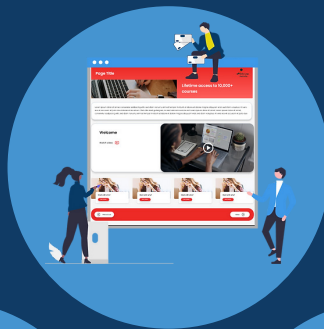
## Our Services

Our focus is on helping governments, training organisations and enterprises to develop high-quality and interactive eLearning content, state-of-the-art Learning Management Systems (LMS), Canvas LMS consulting, Moodle LMS customisation, and education solutions using our agile processes, disruptive thinking and our highly experienced people.


### eLearning Content Development



### Canvas LMS Course Templates



### AI-Powered GPT Education Apps



### Moodle LMS Design and Customisations



### Canvas and Moodle LTI Solutions (system integrations)



Scan the QR code to visit our website.  
[www.skillsleapaus.com.au](http://www.skillsleapaus.com.au)

# Our Work

## eLearning Content Development

Course in EAL/Give and Respond to Basic Information and Instructions/VU22587

Learn about jobs

START

Use Recipes to Prepare Food

Put the ingredients away

Christine will put the ingredients away.

Some ingredients go in the cupboard and some ingredients go in the fridge.

Put the ingredients in the correct place.

Select the correct answers. Press ENTER.

Slide 17 of 19

Give and Respond to Basic Information and Instructions

Your turn

Talk.

You are the cashier. Talk about your job.

PLAY AUDIO

Select each number.

Slide 10 of 32

Participate in Short Simple Exchanges

MENU

- Introduction
- Topic 1
- Topic 2: Tasks in the supermarket
- Topic 3: Talking to customers
- Topic 4: Leaving at the end of the day
- Summary

How did Asad greet the manager?  
I will show you around  
Xin tells Asad and Noora about work  
Polite words we say when we meet customers  
Polite words we say when customers are leaving  
Say the words  
Learning outcomes (You can)

Slide 2 of 43

Give and Respond to Short, Simple Spoken Instructions and Information

Asad talks to his teacher

What are instructions?  
Instructions tell people what to do or how to do something.

For example:

- Wash your hands with soap and water.

PLAY AUDIO

Slide 2 of 43

Read and Write Simple Personal Communications and Transactional Texts

Some questions

Amari doesn't understand the message.

He has some questions.

Read Amari's questions.

Select the boxes.

What is the message about?  
What do I need to do now?  
When do I need to do it?

Slide 3 of 19

Participate in Short Simple Exchanges

Ways to say goodbye

What words can we use to say goodbye?  
Select 3 answers. Press ENTER.

See you later, Hi, Hello, Bye, have a nice day, See you tomorrow.

ENTER

Slide 5 of 10

Read and Write Simple Personal Communications and Transactional Texts

Some questions

Amari doesn't understand the message.

He has some questions.

Read Amari's questions.

Select the boxes.

What is the message about?  
What do I need to do now?  
When do I need to do it?

Slide 3 of 19

Read and Write Simple Personal Communications and Transactional Texts

Learning Outcomes

You can:

- understand a formal email
- recognise formal language in an email
- write an email using formal language

Well done! Badge Completed

Slide 29 of 29

Skills Leap Australia

The digital revolution is far more significant than the invention of writing or even of printing.

Home, About Us, Contact Us, Services, Training, Support, Privacy Policy, Terms and Conditions

Getting Started

What are the main steps for your project?

Learning Outcomes

Challenges

Enabling and pre-conditions for success

Self-reflection

Getting Started

What are the main steps for your project?

Learning Outcomes

Challenges

Enabling and pre-conditions for success

Self-reflection

Getting Started

What are the main steps for your project?

Learning Outcomes

Challenges

Enabling and pre-conditions for success

Self-reflection

Topic 1: Creating a culture of learning

Volume and details

Our schools expect what we say and do to be broken and broken. It is important to understand how your values and beliefs influence what you notice, how you respond, and your actions as a learning specialist.

Watch the animation to learn about where values and beliefs come from and how these play out in your role.

Slide 1 of 1

Overcoming barriers to implementation

Watch this case study of Yaram Secondary College discussing the challenge of building a culture of trust in which teachers can challenge and support each other to improve classroom practice. Consider how this may help you in your context.

David Mowbray, Principal, Yaram Secondary College

Building trusting relationships for school

Adult Learning Theory 2.0

Watch the video to learn about the 70:20:10 model for learning and development.

Charles

Enabling and pre-conditions for success

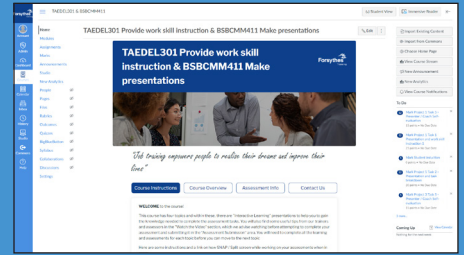
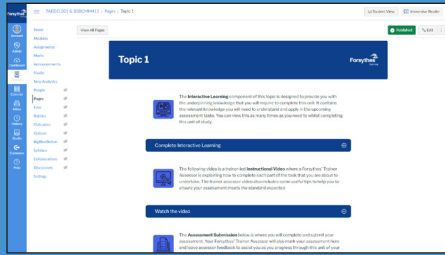
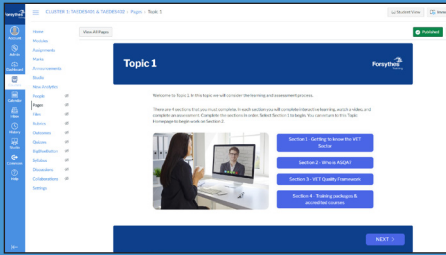
Creates a team

- Includes practice, including the 70:20:10 model
- Includes culture
- Includes 70:20:10 model

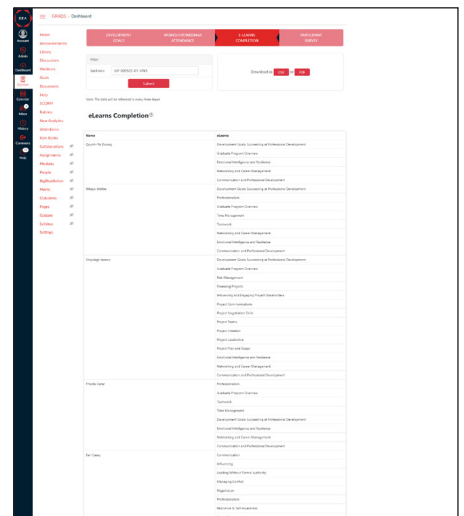
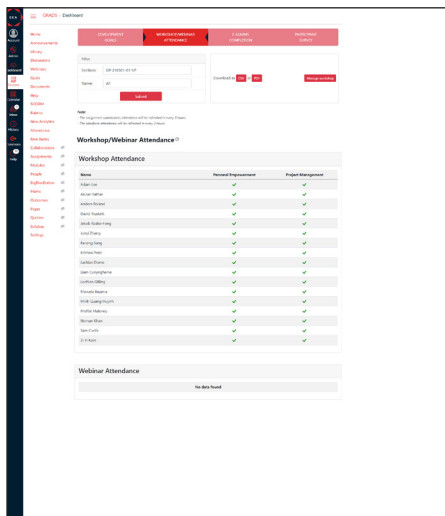
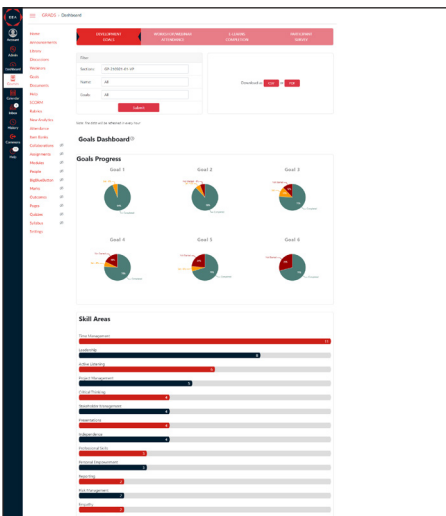


Scan the QR code to see some of our work.

# Canvas LMS Course Templates



# Canvas & Moodle LTI Solutions



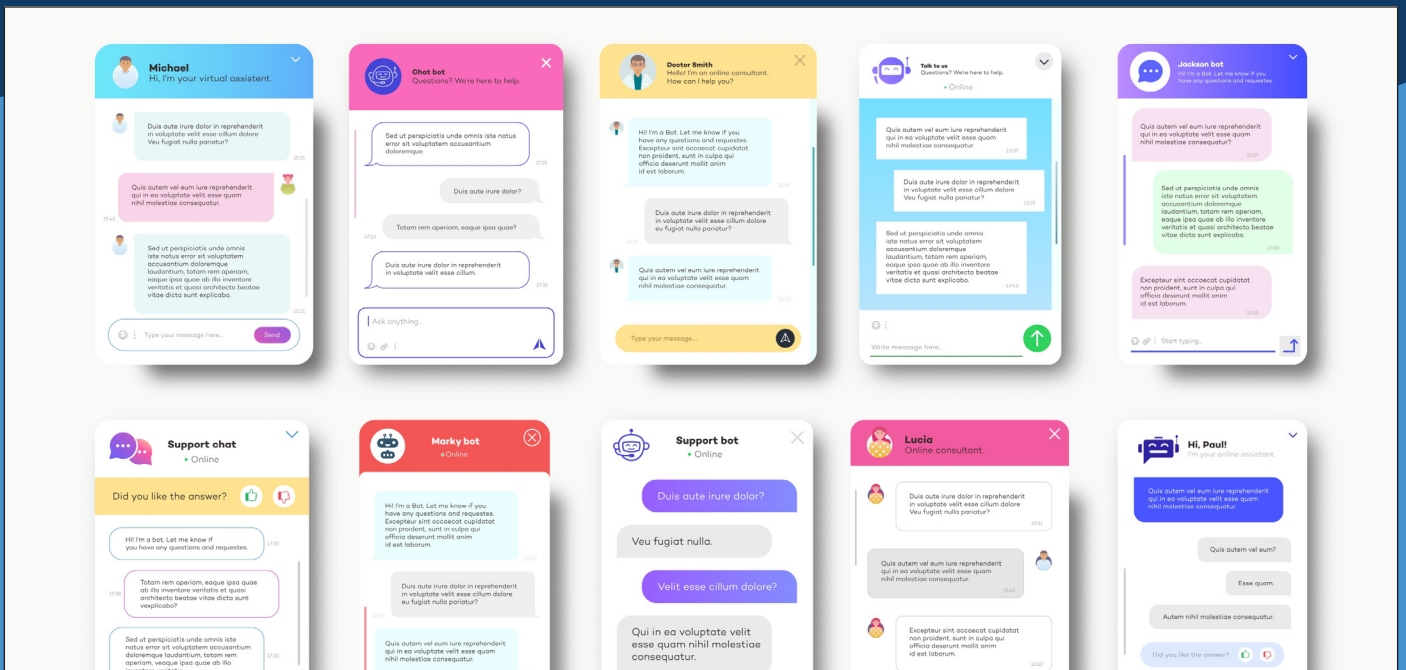
Scan the QR code to download case study for more information.

# Animations



Scan the QR code to see an example of our animations.

# AI-Powered GPT Education Apps



# Contact Us



Suite 9 | 109 Puckle St | Moonee Ponds  
VIC 3039 | Melbourne, Australia



Phone +61 3 9028 4546



info@skillsleapaus.com.au

